

Table Manners Placemat

Here is a fun craft you can use to encourage table manners with children.

Either start with a discussion surrounding table manners or engage children in this discussion as they decorate their placemat. **Ask children to brainstorm 'good' table manners and 'not so good' table manners.**

Remind children **why** good table manners are important.

Make copies of the placemat template (included) and give each child one copy to decorate as they wish. Ask children to make sure to write their name on their placemat.

When all children have completed this fun craft, you can laminate them at any local copy centre.

Fun Ideas:

Copy the template onto cardstock


Mount placemats onto colored construction paper

Cut the letters of children's names out of different colored paper and glue onto the placemat

Use glitter and/or stickers to add a bit of pizzazz.




WASH YOUR HANDS
BEFORE SITTING DOWN




CHEW WITH YOUR
MOUTH CLOSED



POLIETLY ASK
FOR SECONDS



CLEAR YOUR DISHES
AND PUT GARBAGE IN
THE TRASH CAN



LEAVE TOYS AND
BOOKS BEHIND

COURTESY OF THE BRAVE PROJECT
Respect